


The

January 2026

Elster Creek Litter Action Plan

Engagement report



GLEN EIRA
CITY COUNCIL

BENTLEIGH, BENTLEIGH EAST, BRIGHTON EAST, CARNEGIE, CAULFIELD, ELSTERNWICK,
GARDENVALE, GLEN HUNTLY, MCKINNON, MURRUMBEENA, ORMOND, ST KILDA EAST

Executive Summary

The Elster Creek Litter Action Plan is a collaborative initiative developed by the Elster Creek Litter Collaboration (ECLC). This collaboration brings together Melbourne Water, the Environment Protection Authority (EPA) Victoria, and the City Councils of Glen Eira, Port Phillip, and Bayside. This partnership was formed to address the significant and ongoing impact of litter throughout the Elster Creek catchment—a 40-square-kilometre area that drains into Port Phillip Bay, with Glen Eira accounting for 70 per cent of the catchment.

This report outlines the engagement process for the draft Elster Creek Litter Action Plan (*Plan*) along with the insights from more than **330 community interactions** across surveys, pop-up events, voting activities, and social-mapping comments.

Promotion

The engagement was supported by a multi-channel communications program designed to maximise reach across the Elster Creek catchment. Communications included coordinated online promotion across Councils and partner organisations through their websites, social media posts on Facebook and Instagram and in Glen Eira and Port Phillip's Have Your Say platforms. It was also promoted through targeted e-newsletters, website news items, stakeholder emails, radio advertising and displayed on digital screens, posters and bookmarks. There was also several in person promotions including six pop up engagements at local events and hot-spot locations. The promotion provided widespread awareness of the draft *Plan*, encouraging community members the opportunity to provide feedback both online and in-person.

Engagement results

The engagement on the draft Elster Creek Litter Action Plan was open for over a five-week period from 6 November to 14 December 2025. The engagement received:

- More than **330 community interactions** across surveys, pop-ups, social mapping and voting activities.
- More than **4,300 views** on Glen Eira's and Port Phillip's Have Your Say platforms
- More than **270 downloads** of the draft Action Plan and background documents
- **61 submissions** from Glen Eira and **14 submissions** from Port Phillip across the survey and social map activity.
- Over **260 pop-up conversations, 264 voting-ball contributions** and **16 social-map submissions** identifying local litter hotspots at engagement pop ups.

Community perceptions of litter

Feedback from our residents, community groups and stakeholders across the Elster Creek catchment consistently highlighted the significance of litter as an environmental, amenity and





flooding issue. Across all engagement activities, participants expressed **strong concern** about the extent of litter in their neighbourhoods:

- The majority of pop-up participants from the voting ball activity **rated litter as a serious (55 votes) or very serious (91 votes) issue.**
- Survey respondents— in Glen Eira, **44 per cent described litter as a ‘noticeable issue’; in Port Phillip, 56 per cent rated it as a ‘very serious issue’.**
- There were widespread concerns and mentions about **cigarette butts, dumped rubbish, construction waste, stormwater pollution and litter around schools, stations and shopping strips.**





Ranking of preferred actions:

Community preferences indicate a clear desire for proactive, long-term approaches to litter reduction.

Glen Eira respondents identified the following actions as their first preference:

 Stronger policies and funding (35%)	 Tracking litter and data (25%)	 Cleaning up litter (26%)	 Education (20%)
--	---	---	--

Port Phillip respondents identified the following actions as their first preference:

 Tracking litter and data (50%)	 Education (38%)	 Cleaning up litter (25%)	 Stronger policies and funding (0% first-preference / 29% second preferences)
---	--	---	---

Overall, survey respondents favoured **data-driven decision-making** and **stronger policy and funding reform**, while acknowledging that **clean-ups and education** play an important and critical role.

Key themes identified as missing from the draft Plan

Feedback identified several priority themes for strengthening the *Plan*. These included:

- Upgrading **infrastructure and stormwater systems.**
- Expanding **Water Sensitive Urban Design**, with rain gardens, linear parks, stormwater filters and litter traps.
- Improving **construction site compliance** through regulation, stronger enforcement, penalties for breaches and better compliance monitoring.

- **Addressing pollution** sources **beyond visible litter** such as microplastics, chemical run-off and building waste and strengthening the links between stormwater, flooding and pollution.
- **Enhancing enforcement** and stronger **industry accountability**.
- Clearer **timelines, reporting mechanisms, data transparency and governance** to ensure measurable progress.
- **Systemic change** and **producer responsibility** with stronger laws, container deposit expansion, business accountability.
- **Community engagement**: through support for local groups, with more shared responsibility and less reliance on volunteers.

Indicators of progress (what community wants to see)

Across the Elster Creek catchment, respondents emphasised the importance of seeing positive progress being made through:

- **Cleaner waterways** and beaches, with less floating litter and **improved water quality**.
- Visible **reduction in street litter, illegal dumping and pollution**.
- **Improved waste infrastructure**: better bins, regular maintenance, effective litter traps.
- **Transparent reporting**: data dashboards, monitoring results, pollution event reporting.
- **Stronger enforcement**: fines, compliance for building sites, prosecution of polluters.

Community willingness to participate:

Many participants expressed willingness to be part of local solutions.

- **60 per cent** of Glen Eira and **63 per cent** of Port Phillip respondents want to be involved in reducing litter.
- Top ways to participate include **reporting litter, joining clean-ups, staying informed via council newsletters and collecting/reporting on data**.
- **18 residents** expressed interest in joining a future community panel.

Demographic snapshot

- The majority of respondents of the survey were **aged 55+** (Glen Eira **60 per cent**; Port Phillip **89 per cent**).
- The majority identified as **women** (Glen Eira **58 per cent**; Port Phillip **78 per cent**).
- **Elwood residents** provided the largest share of responses (**34 per cent**).

Overall, community feedback shows positive support for the draft Elster Creek Litter Action Plan and affirms the need for **coordinated, catchment wide action**. There was clear expectation for councils and partners to focus on prevention, infrastructure investment, regulation, and evidence-based approaches. Feedback highlighted a need for transparent progress reporting and more visible shared action to restore and protect waterways.

Background

The Elster Creek Litter Action Plan is a collaborative initiative developed by the Elster Creek Litter Collaboration (ECLC). This collaboration brings together Melbourne Water, the Environment Protection Authority (EPA) Victoria, and the City Councils of Glen Eira, Port Phillip, and Bayside. This partnership was formed to address the significant and ongoing impact of litter throughout the Elster Creek catchment—a 40-square-kilometre area that drains into Port Phillip Bay, with Glen Eira accounting for 70 per cent of the catchment.

Litter in the catchment presents a range of challenges. Environmentally, it harms local biodiversity and pollutes waterways, while socially and infrastructurally, it blocks stormwater systems, increases the risk of flooding, and diminishes the quality and safety of public spaces. These issues are becoming more urgent as climate change leads to more frequent and severe weather events.

A catchment-wide analysis identified plastic drink bottle and cigarette butts as the most common gross pollutants. Community advocacy and local action groups have played a crucial role in highlighting litter hotspots and shaping the plan's priorities.

The development of the draft *Plan* began in March 2025 and was informed by targeted consultation with key stakeholders, community groups, and residents. Groups such as Beach Patrol, Elwood Canal Action Team, Port Phillip EcoCentre, and local climate action networks contributed their knowledge and helped co-design solutions. This “expert panel” was re-engaged in July 2025 to review the proposed draft plan and confirm whether their community knowledge was accurately portrayed.

The draft Elster Creek Litter Action Plan focuses on four key areas: education, behaviour change, infrastructure improvements, and community-led clean-ups. The plan was refined through ongoing engagement with stakeholders before being released for broader community feedback.

The Elster Creek Litter Action Plan represents a coordinated, community-driven effort to improve waterway health through litter prevention and reduction. Ongoing collaboration between councils, state government, and local groups is central to its success.

This report details community input received through broad community engagement on the draft *Plan* to help inform changes to the final *Plan* for adoption by Councils and partners.

Engaging the community

The Elster Creek Litter Action Plan engagement campaign used a diverse mix of communication channels and engagement activities to reach as many people as possible across the catchment. The engagement was open from 6 November to 14 December 2025, a period of just over five weeks.

The engagement process was designed to encourage meaningful participation and included an online survey, a social map activity, public pop-up engagements, and a range of supporting communications. The objectives were to raise awareness, educate the community, encourage active participation, and gather feedback to inform the final *Plan*.

The engagement approach aligned with the ‘involve’ level of the IAP2 public participation spectrum in developing the draft *Plan* and with the ‘consult’ level of the spectrum in presenting the draft *Plan* for broader community feedback. Engaging on the draft plan enabled community members the opportunity to make a final contribution in shaping the draft *Plan*. It further provided all the partners of the Elster Creek collaboration to understand community concerns, ideas, and aspirations and gain insights on how to strengthen community-led actions and involvement.

Promotion of the engagement process was targeted through newsletters, website pages across partner groups, targeted emails to key stakeholders, social media and the delivery of a series of public pop-up engagements at various events and at local hotspot locations. These activities provided multiple opportunities for residents, community groups, and stakeholders to get involved, learn more about the *Plan*, discuss local litter issues, and share their feedback.

The online survey on Have Your Say platforms in Glen Eira and Port Phillip served as the central channel for gathering broad community feedback while pop-up events enabled more in-depth conversations and the collection of local knowledge.

Through these varied engagement methods, the campaign was able to raise awareness about the impacts of litter, encourage local conversations and gather valuable community input. A snapshot of all engagement activities is captured below, and a detailed summary of each activity is provided later in this report.

Engagement activities	Number of respondents
Have Your Say online survey (hard copy version also available)	Glen Eira – 50 submissions Port Phillip – 9 submissions
Have Your Say social mapping activity	Glen Eira – 11 submissions Port Phillip – 5 submissions
Six pop up engagement sessions <ul style="list-style-type: none"> • Glen Eira Eco Expo — 16 Nov • Elsternwick shops— 20 Nov • Port Phillip EcoCentre EnviroFest — 29 Nov • Glen Huntly Road clean-up — 30 Nov 	More than 260 participants

<ul style="list-style-type: none"> • Carnegie Library / shopping strip — 3 Dec • Bentleigh Library and Youth Hub — 9 Dec 	
Pop-up voting ball activity (conducted at the above pop-up sessions)	264 contributions
Pop-up social map activity (conducted at the above pop-up sessions)	17 contributions on map

Communication activities

To promote the draft Elster Creek Litter Action Plan engagement, a coordinated communications campaign was delivered across multiple channels to maximise reach across the catchment community. The campaign included a coordinated schedule of online, digital, and print communications, as well as in-person engagements running from 6 November to 14 December 2025. The aim was to ensure widespread awareness of the draft *Plan* and to encourage broad community participation and feedback on local litter issues and proposed *Plan* actions.

Some of the online and digital channels featured included:

- Glen Eira City Council ran the engagement on our [Have Your Say page](#), supported by Glen Eira news, e-newsletters and social media posts.
- Port Phillip Council ran a parallel process on its own [Have Your Say Port Phillip page](#) with similar communications.
- Bayside City Council and Melbourne Water promoted the engagement through dedicated web pages and their social media channels.
 - [Melbourne Water – Elster Creek Litter Collaboration](#)
 - [Bayside City Council – News](#)

Key communication channels included Melbourne Water, Bayside, Glen Eira, and Port Phillip City Council websites, targeted e-newsletters, social media posts (both paid and organic), stakeholder emails, and articles in local publications such as Glen Eira News. In addition, digital screens at community facilities and printed collateral including posters and bookmarks, were used to further promote the engagement.

This multi-channel, multi-partner approach ensured the engagement reached a broad and diverse audience across all the Elster Creek catchment. The reach and effectiveness of each communication channel are detailed in the following tables.

Communications reporting from Glen Eira City Council

Communication activities	Reach
Glen Eira News Article in the December 2025 edition	Delivered to approx. 64,500 residences
Have Your Say engagement page Live with the survey available	Views: 4,084 Visitors: 3,438 Downloads: 219 (including 166 of the Plan)

<p>Social media post on Facebook (organic) Promoting the engagement opportunity for community members to have their say.</p> <ul style="list-style-type: none"> • 8 November (Glen Eira City Council) • 18 November (Sustainable Living Glen Eira) • 20 November (Glen Eira City Council) • 11 December (Glen Eira City Council) 	<p>Reach: 3,339 Views: 5,595 Interactions (reactions, comments, shares): 48 Link clicks: 11</p>
<p>Social media post on Instagram (organic) Promoting the engagement opportunity for community members to have their say.</p> <ul style="list-style-type: none"> • 8 November (Glen Eira City Council) • 20 November (Glen Eira City Council) • 11 December (Glen Eira City Council) 	<p>Reach: 2,600 Views: 5,974 Interactions (reactions, comments, shares): 49 Link clicks: 3</p>
<p>Community engagement e-newsletter November newsletter</p>	<p>Recipients: 4,455 Opened: 2,372 Link clicks: 64</p>
<p>Sustainability e-newsletter November newsletter</p>	<p>Recipients: 3,762 Opened: 1,949 Link clicks: 7</p>
<p>Sustainable Businesses e-newsletter November newsletter</p>	<p>Recipients: 627 Opened: 354 Link clicks: 0</p>
<p>Website news item Published on 7 November.</p>	<p>Page views: 2 Link clicks: 0</p>
<p>Digital screen Screen displayed at Glen Eira Town Hall, Service Centre.</p>	<p>Throughout the engagement campaign</p>
<p>Posters Displayed at Town Hall, community events and pop-up engagements</p>	<p>20 paper and 10 corflutes</p>
<p>Bookmarks Shared at pop-up engagement engagements and events</p>	<p>600 printed</p>
<p>Radio advertising Promotion on Golden Days Radio</p>	<p>6 December, 6,500 to 7,500 monthly listeners</p>

Communications reporting from the City of Port Phillip

Communication activities	Reach
<p>Diversity e-News Article in the November 2025 edition - Friday 28 November 'Have Your Say on the Elster Creek Litter Action Plan' - article link to Have Your Say page</p>	<p>Recipients: 15,904 Views: 6,093 Have Your Say article link views: 15 Have Your Say article link clicks: 7</p>
<p>Have Your Say engagement page Live with the survey available</p>	<p>Views: 232 Visitors: 139 Downloads: 54 (including 41 of draft <i>Plan</i>)</p>
<p>Social media post on Facebook (organic) Promoting the engagement opportunity for community members to have their say.</p> <ul style="list-style-type: none"> 13 November (Sustainable Port Phillip) 25 November (City of Port Phillip) 10 December (City of Port Phillip) 	<p>Reach: 2.8K Followers: 382 Interactions (reactions, comments, shares): 28 Likes, 1 Comment, 1 Share</p>
<p>Social media post on Instagram (organic) Promoting the engagement opportunity for community members to have their say.</p> <ul style="list-style-type: none"> 8 November (City of Port Phillip) 	<p>Reach: 10.9K Followers: 435</p> <p>Reach: 653 Interactions (46 reactions, 2 shares)</p>
<p>Community engagement e-newsletter Newsletter Tuesday 18 November</p> <p>Newsletter Tuesday 9 December</p>	<p>Recipients: 4,235 Opened: 2,797 Link views: 29 Link clicks: 20</p> <p>Recipients: 4,276 Opened: 2,825 Link views: 23 Link clicks: 15</p>
<p>Viva Engage post – Internal Staff Engagement 7 November - 'Have Your Say on Elster Creek Litter Action Plan!'</p>	<p>Views: 72 Likes: 2</p>
<p>'The Portal' article – Internal Staff Engagement 21 November - 'Have Your Say on Elster Creek Litter Action Plan!'</p>	<p>Recipients: 601 Opened: 82 Article views: 3</p>
<p>Posters Shared at Council facilities like Town Halls, Libraries, Port Phillip EcoCentre</p>	<p>20 posted</p>
<p>Posters Corflute posters for pop-up engagement events.</p>	<p>4 printed with QR code to Have Your Say page - ECLAP</p>

Elster Creek Litter Action Plan

Litter is a big issue for Elster Creek – it clogs drains, causes flooding, and harms local wildlife. To tackle this, we've worked with passionate residents, community groups, and government partners to create the Elster Creek Litter Action Plan.

The draft plan lays out practical steps to reduce litter, like education and behaviour change, upgrading bins and stormwater devices, and supporting community clean-ups. It also focuses on tracking progress, promoting reuse through circular economy programs, and advocating for stronger state-wide litter policies. Collaboration is at the heart of this plan and your feedback will help us shape a healthier waterway.



Give your feedback by Sunday 14 December 2025

[Find out more >>](#)

Communications reporting from Bayside City Council

Communication activities	Reach
Facebook posts Promoting the engagement for community members to have their say	Views: 986 Interactions (reactions, comments shares) 2 Link clicks: 5
This week in Bayside e-newsletter	Recipients: 13,393 Opened: 8,667 (64.89% open rate) Link clicks: 112
Sustainability e-newsletter December	Recipients: 895 Opened: 532 Link clicks: 32
Website news item Published on 17 November	Reach: 121 active users



Help shape a cleaner future for Elster Creek 🗳️

We're inviting the community to give feedback to Glen Eira City Council on their draft *Elster Creek Litter Action Plan*.

Litter is a serious issue impacting our waterways and wildlife, but with your input, we can work towards a cleaner, safer Elster Creek for everyone.

Elster Creek is the primary waterway collecting rainwater from streets across Bayside, Port Phillip, Glen Eira and Kingston municipalities. The creek winds through parts of Brighton, with its catchment area including Elsterwick, North Brighton, Brighton East, Gardenvale, and Bentleigh before draining into Port Phillip Bay at Elwood via the Elwood Canal.

Your feedback will help shape practical actions like stopping litter at the source and supporting clean-ups to protect the environment and reduce litter in this vital local waterway.

[Have your say on the Elster Creek Litter Action Plan](#)

Communications reporting from Melbourne Water

Communication activities	Reach
<p>Social media posts Campaign dates: 3–14 December across Meta (Facebook and Instagram)</p>	<p>Reach: 15,671 Landing page views: 599 Clicks 2,736 with a click through rate of 9.89% Impressions: 27,670 Post engagements 1,004 Interactions (reactions, comments) 64</p>
<p>Demographics</p>	<p>Men were the highest performing demographic across all age ranges,— 63% of landing page views (376).</p> <p>Men aged 65+ were the highest age range demographic delivering 115 landing page views.</p> <p>Women aged 18-24 were the lowest performing demographic delivering 10 landing page views.</p>

Pop-up engagements

Pop-up engagements were a key part of in-person consultations with the broader community. Six pop-up sessions were held using our engagement marquee at local events and busy shopping areas identified as litter hot spots. These sessions focused on discussing the draft Elster Creek Litter Action Plan, exploring community views on litter in local neighbourhoods, and raising awareness about how litter affects our waterways, wildlife, neighbourhoods and the bay.

Pop-up activities included a giant area map for identifying litter hot spots, a ball-voting activity, and bookmarks featuring a QR code linking to the online survey. These activities engaged a wide cross-section of the community, including children and young people. They provided opportunities to discuss litter issues, build awareness of Elster Creek, and encourage survey participation.

In total, the pop-ups engaged more than **260** people, distributing **161** bookmarks, holding **168** conversations, and attracting **264** participants in the voting-ball activity and **17** in the social map activity.

Pop up statistics					
Location	Date	Bookmarks	Conversations	Voting Pods	Comments
Glen Eira Eco Expo Glen Eira Town Hall, Caulfield	16 Nov	30	27	Not an issue – 1 Minor issue – 3 Noticeable issue – 12 Serious issue – 6 Very serious issue – 7 Not sure - 1	<ul style="list-style-type: none"> Concerns with overflow of park bins. Packer Park litter.
Elsternwick shops Cnr Staniland Grove and Glen Huntly Road, Elsternwick	20 Nov	40	42	Not an issue – 6 Minor issue – 14 Noticeable issue – 13 Serious issue – 15 Very serious issue – 14 Not sure - 1	<ul style="list-style-type: none"> Rubbish around local primary schools. Issues with rubbish in Anderson St Caulfield. Need for a local law around rubbish dumping.
Port Phillip EcoCentre EnviroFest St Kilda Botanical Gardens	29 Nov	32	32	Not an issue – 4 Minor issue – 15 Noticeable issue – 11 Serious issue – 27 Very serious issue – 64 Not sure – 2	<ul style="list-style-type: none"> Concerns about the smells and mud in the canal. Research data and collaboration opportunities.
Glen Huntly Road clean-up Booran Reserve, Glen Huntly Rd, Glen Huntly	30 Nov	7	7	N/A	<ul style="list-style-type: none"> When is Council's mulch coming back.
Carnegie Library/ shopping strip Library Forecourt Koornang Rd Carnegie	3 Dec	35	38	Not an issue – 2 Minor issue – 13 Noticeable issue – 6 Serious issue – 4 Very serious issue – 4 Not sure – 1	<ul style="list-style-type: none"> More smoke free zone stickers and signs needed in Carnegie.
Bentleigh Library and Youth Hub / Bentleigh shopping strip Jasper Rd, Bentleigh	9 Dec	17	22	Not an issue – 7 Minor issue – 6 Noticeable issue – 5 Serious issue – 3 Very serious issue – 2 Not sure - 1	




Results of voting ball activity

More than **260** people participated in the voting ball activity sharing how they feel about the amount of litter in their local neighbourhoods from a list of six options. The combined results from all pop-up sessions for each option are summarised below:

- **Very serious issue – 91 votes**
- **Serious issue – 55 votes**
- **Noticeable issue – 47 votes**
- **Minor issue – 51 votes**
- **Not an issue – 20 votes**
- **Not sure – 6 votes**



The majority of participants rated litter as either a very serious issue (**91** votes) or a serious issue (**55** votes) in their neighbourhood. This was followed by those who considered it a minor issue (**51** votes) or a noticeable issue (**47** votes).



Results of social map activity

Approximately **17** people interacted with the social-map activity (by placing pink dots on the map). Engagement with this activity was low because the map often had to be packed away during some sessions due to strong winds or limited space to display it. Despite this, the responses still provided some useful insights.

The map shows that the main concerns about litter were concentrated in the Carnegie area, with additional issues identified in parts of Ormond and Murrumbeena.



Survey analysis

A community survey was available on Council’s Have Your Say platforms for both Glen Eira and Port Phillip for just over five weeks, from 6 November to 14 December 2025. During this period, Glen Eira’s Have Your Say page received **4,084** views, **3,438** visits, and **219** downloads of key documents, including **166** downloads of the *draft Plan*. Port Phillip received **232** views, **139** visits and **54** downloads of key documents including **41** downloads of the *draft Plan*. In total, Glen Eira received **61** submissions—50 survey responses and 11 contributions to the social map activity. Port Phillip received **14** submissions, including nine surveys and five contributions to a social map activity.

The survey consisted of **18** questions. Three demographic questions, 12 questions about litter, the Action Plan and how the community can get involved and three questions on whether respondents would be interested in joining a community panel.

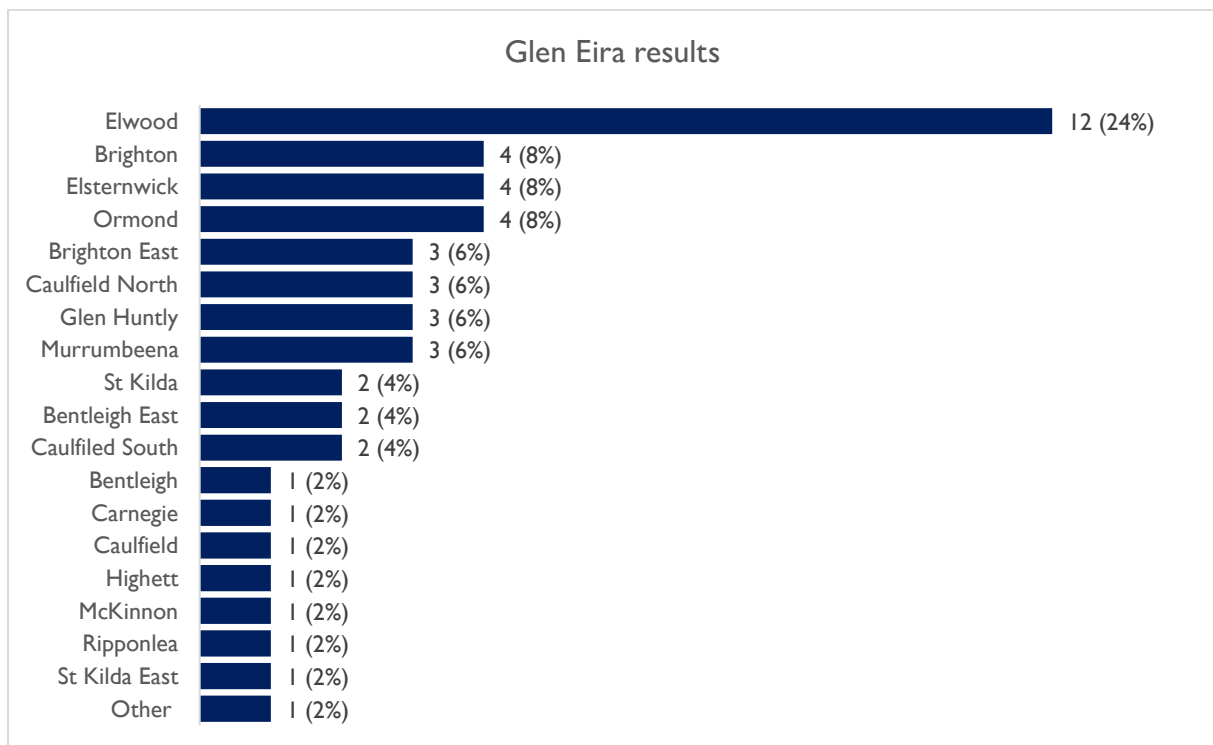
The survey featured a combination of closed and open-ended questions, along with rating scales and select-box options to gather both qualitative and quantitative insights.

Question one: What suburb do you live in?

Required question

All survey respondents answered this question: 50 from Glen Eira and nine from Port Phillip. Across the two Council areas, Elwood was the most common suburb among survey respondents, with 34 per cent (20 respondents) living there. It was followed by Brighton, Elsternwick, and Ormond, each representing a much smaller share of 7 per cent (4 respondents each).

The following suburbs were not represented in the survey — Albert Park, Balaclava, Beaumaris, Black Rock, Caulfield East, Cheltenham, Gardenvale, Hampton, Hampton East, Port Melbourne, Sandringham, South Melbourne, Southbank and Windsor.





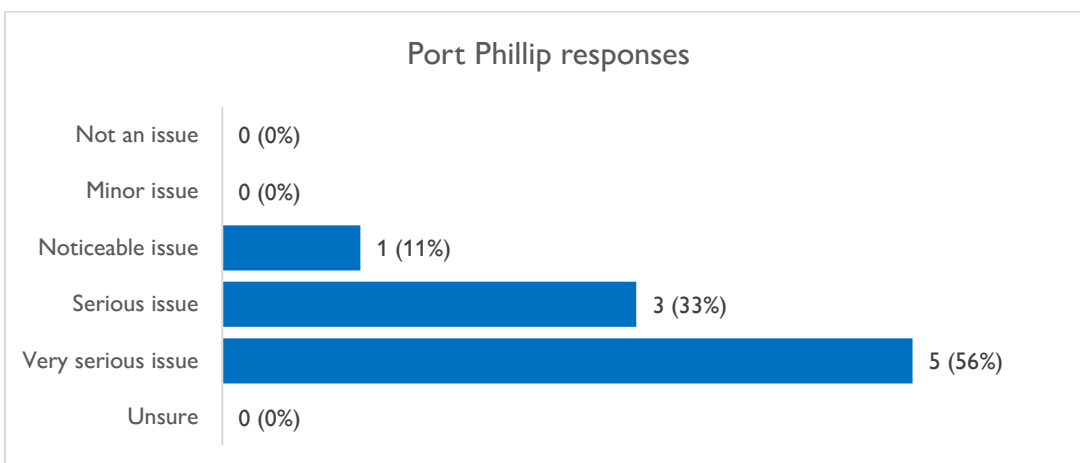
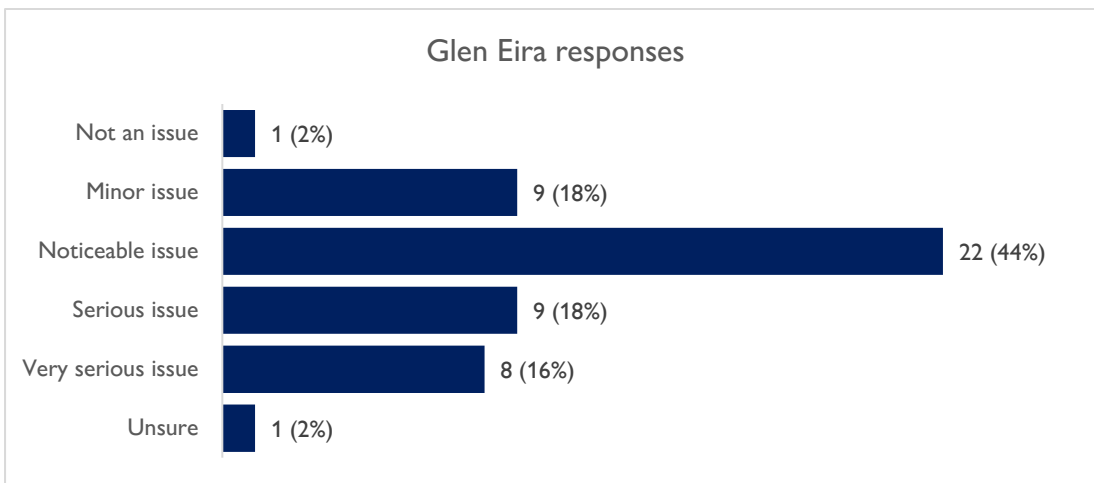
Question two: How do you feel about the amount of litter in your neighbourhood?

Required question

All survey respondents answered this question: 50 from Glen Eira and nine from Port Phillip.

For Glen Eira, the majority of respondents indicated that litter was a **“noticeable issue”** in their neighbourhoods, with **44 per cent (22 respondents)** selecting this option. A further **34 per cent (17 respondents)** described litter as either a **“serious issue” (18 per cent, nine respondents)** or a **“very serious issue” (16 per cent, eight respondents)**.

While litter was widely regarded as a problem in both areas, Port Phillip respondents expressed a stronger level of concern, with most rating it a **very serious issue 56 per cent (5 respondents)** with a further **33 per cent (3 respondents)** viewing it as a **serious issue**.



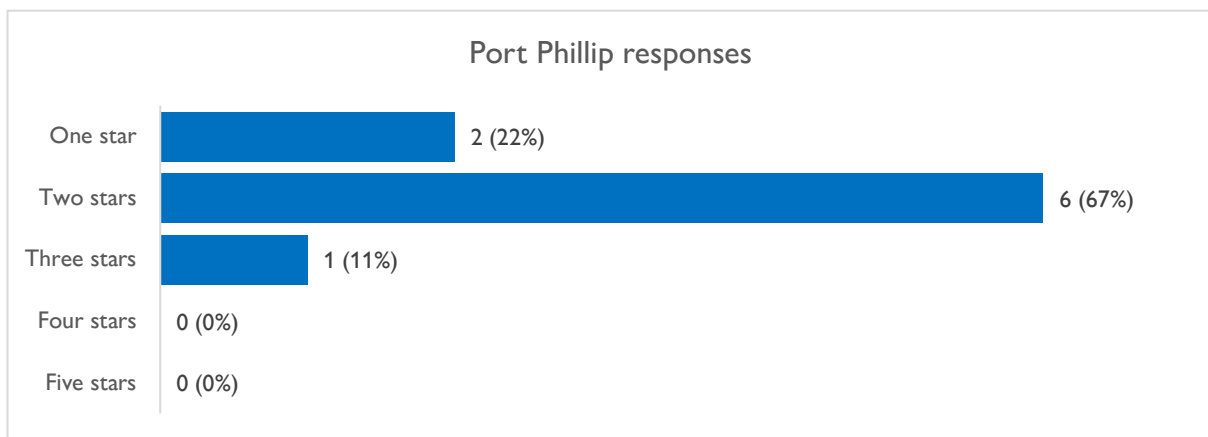
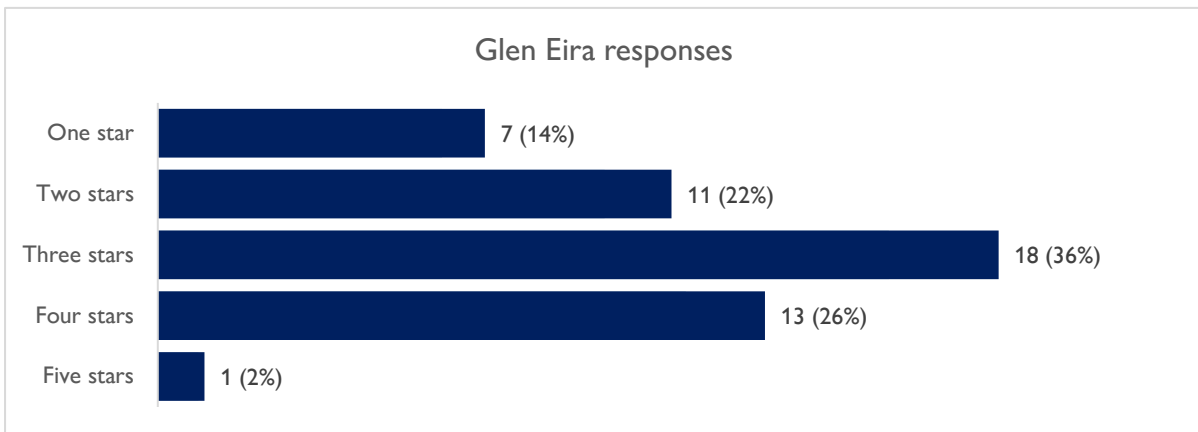
Question three: How would you rate your council’s work in managing litter?

Required question

All survey respondents answered this question: 50 from Glen Eira and nine from Port Phillip. Respondents were asked to rate their council’s performance in managing litter using a star rating, where one star represented **very poor** performance and five stars represented **very good** performance.

The majority of Glen Eira respondents, **36 per cent (18 respondents)** gave Council **three stars**, while a further **26 per cent (13 respondents)** awarded **four stars**. Most respondents from Port Phillip **67 per cent (six respondents)** rated Council’s efforts with **two stars**.

These results suggest that across the catchment, there are varying levels of satisfaction and clear opportunities for improvement in litter management.



Question four: How confident are you that the Plan will reduce litter?

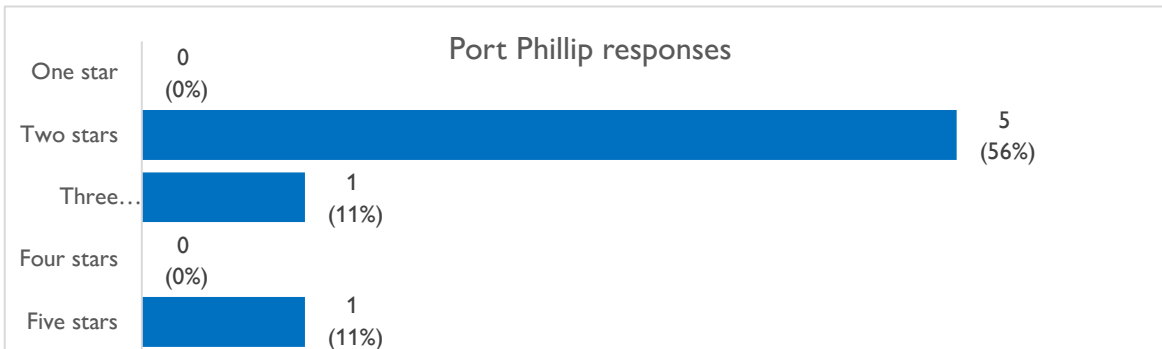
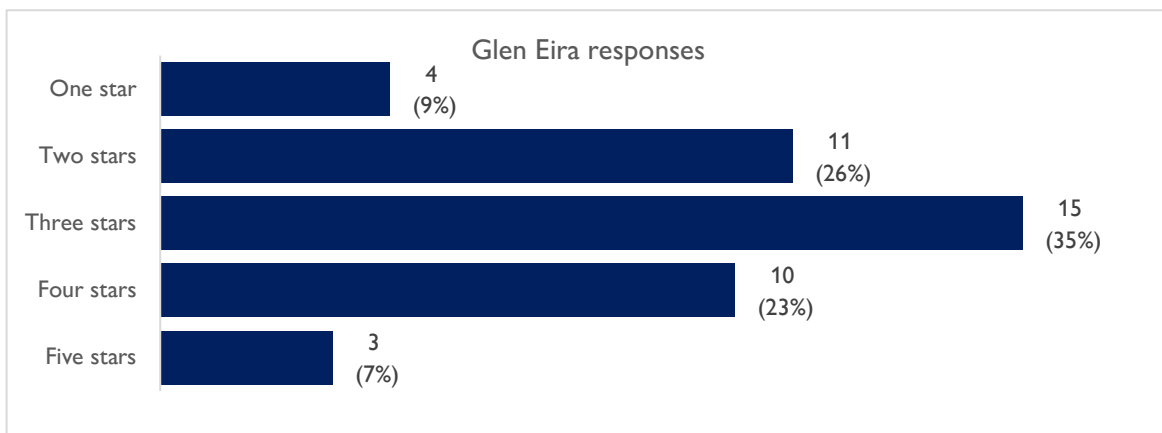
Optional question

This question was answered by 86 per cent (43 respondents) from Glen Eira and 89 per cent (eight respondents) from Port Phillip. Respondents were asked to rate their level of confidence in the Plan

achieving its goal of reducing litter across the catchment. **Ratings ranged from one star (not at all confident) to five stars (very confident).**

The highest response rate for Glen Eira was **three stars, 35 per cent respondents (15 people)**, indicating moderate confidence, **26 per cent (11 respondents) rated two stars** showing low confidence and **23 per cent (10 respondents) rated four stars**, suggesting higher confidence. The majority of respondents from Port Phillip **56 per cent (five people) rated their confidence levels at two star**, showing higher levels of low confidence in the *Plans* perceived effectiveness.

These results reveal mixed confidence levels in the plan’s ability to reduce litter. While Glen Eira respondents lean towards moderate confidence, Port Phillip respondents are less confident, with most expressing low trust in the plan’s success. This suggests a need for stronger communication, engagement, and evidence of progress to build confidence across the catchment.

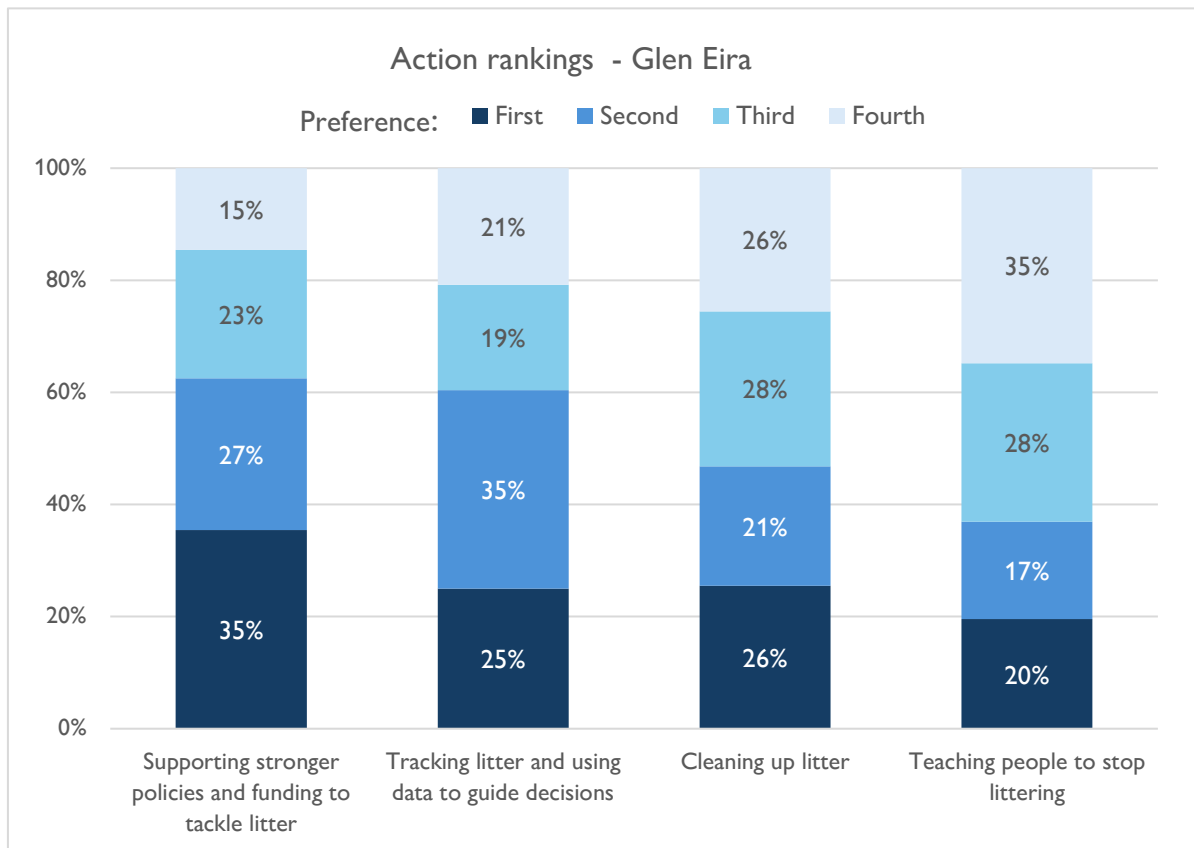


Question five: Which of these actions do you think would help most in reducing litter?

Optional question

All survey respondents answered this question: 50 from Glen Eira and nine from Port Phillip.

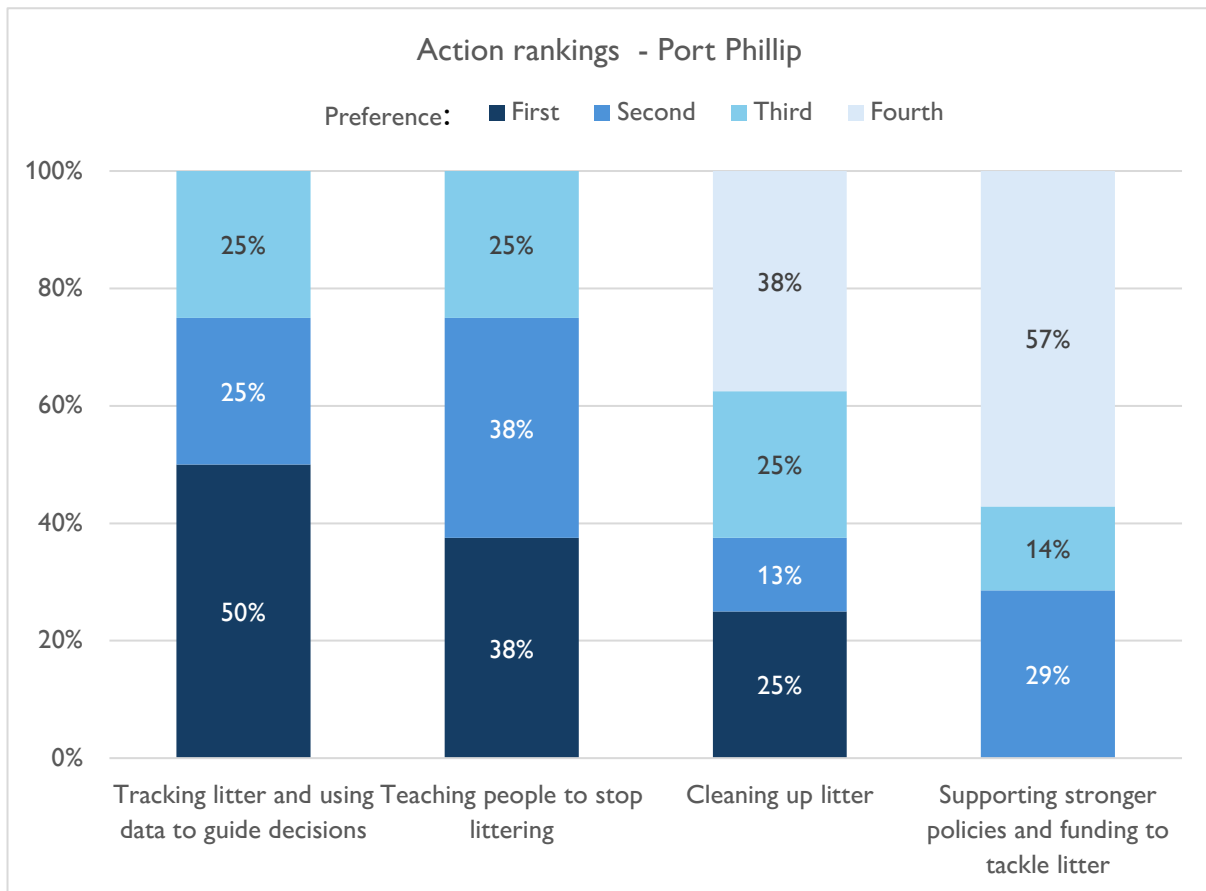
Respondents were asked to rank the actions in order of perceived effectiveness in reducing litter from one (highest) to four (lowest).



Glen Eira’s top preferences:

- 1** Supporting stronger policies and funding to tackle litter was the most preferred action overall, receiving 35% of first-preference votes and 27% of second-preference votes.
- 2** Tracking litter and using data to guide decisions ranked next, with 25% first-preference votes and 35% second-preference votes.
- 3** Cleaning up litter was the third-ranked option, attracting 26% first-preference votes but a lower 21% of second-preference votes.
- 4** Teaching people to stop littering was the lowest-ranked action overall, with 20% first-preference votes and 17% second-preference votes.

Overall Glen Eira respondents prefer **system-level interventions (policy/funding)** and **evidence-based management (tracking/data)** over cleanup and behaviour-change education.



Port Phillip’s top preferences:

- 1** Tracking litter and using data to guide decisions ranked was the most preferred action overall, receiving 50% of first-preference votes and 25% of second-preference votes
- 2** Teaching people to stop littering was ranked next with 38% first-preference votes and 38% second-preference votes.
- 3** Cleaning up litter was the third-ranked option attracting 25% of first preference votes and 13% of second preference votes.
- 4** Supporting stronger policies and funding to tackle litter was the lowest ranked action overall receiving no first preference votes and 29% of second-preference votes.

Port Phillip respondents **favoured data-driven approaches** to addressing litter with **behaviour change education** also receiving strong support.

Question six: Is there anything you think is missing from this Plan?

Optional question

This question was answered by 78 per cent respondents (39 people) from Glen Eira and 100 per cent respondents (9 people) from Port Phillip. Respondents were invited to share their ideas or suggestions for additional actions to include in the *Plan*. The most common themes from the survey responses are summarised below, along with the number of times each theme was mentioned. Please note that some responses included more than one theme, so totals exceed the number of respondents.

The feedback highlighted a shift from reliance on clean-ups to prevention, combining enforcement, infrastructure upgrades, system change, and education. There is feedback for broader pollution management, naturalisation of the creek, and transparent governance with adequate funding.

Key themes of actions missing from the *Plan* – Glen Eira

Theme	Description	Mentions	Percentage
Expand infrastructure and design changes	<ul style="list-style-type: none"> Need for Water Sensitive Urban Design (WSUD) elements to filter stormwater and trap litter. Installation of swales, permeable paving, rain gardens, and stormwater inlets. Improve street sweeping schedules and stormwater grate maintenance. Implement infrastructure change to support people not to litter. 	10	26%
Naturalisation and habitat restoration	<ul style="list-style-type: none"> Return Elster Creek to a more natural state (remove concrete channels). Create wetlands, plant aquatic vegetation, rain and bush gardens, wildlife corridors and nature trails. Acquire flood-prone land for linear parks and green spaces. 	7	18%
Pollution beyond litter	<ul style="list-style-type: none"> Broaden definition of litter to include liquids, chemicals, microplastics, chlorinated water from pools, oil, detergents, run off and spills. Monitor and do immediate investigations of pollution events. Connection of drainage flooding and pollution is missing 	7	18%

<p>Construction site litter and overall enforcement</p>	<ul style="list-style-type: none"> • Significant litter from building sites (polystyrene, soil, debris) entering stormwater and creek. • Lack of enforcement and follow-up on construction site litter reports. • Suggestions to increase compliance, e.g. programs like NSW's "Keep the Soil on the Site", penalties for breaches. • Develop a commercial refuse disposal policy. • Develop stronger laws for apartment buildings. 	<p>6</p>	<p>15%</p>
<p>Enhanced litter capture and maintenance</p>	<ul style="list-style-type: none"> • More litter traps and nets at stormwater outlets and hotspots. • Regular cleaning of community bins and stormwater grates. • Upgrade ineffective existing litter catchers. • Include more comprehensive litter sampling methods. 	<p>6</p>	<p>15%</p>
<p>Systemic change and producer responsibility</p>	<ul style="list-style-type: none"> • Increase enforcement to producers (Extended Producer Responsibility). • Advocate for mandatory legislation and container deposit scheme expansion. • Introduce compensation mechanisms for businesses impacted by packaging waste. • Make industry, organisations / litter producers responsible and enforce penalties. 	<p>5</p>	<p>13%</p>
<p>Education and behaviour change</p>	<ul style="list-style-type: none"> • Engage schools and children (i.e. adopt-a-creek, environmental education). • Deliver public awareness campaigns and incentives to reduce littering. • Apply behavioural economics approach: make disposal easy and incentivised. 	<p>5</p>	<p>13%</p>
<p>Improve governance and funding</p>	<ul style="list-style-type: none"> • Strengthen governance structures including transparent reporting and prioritisation. • View that funding is too low. • Show how much litter costs in 'rates'. 	<p>3</p>	<p>8%</p>

<p>Monitoring and data transparency</p>	<ul style="list-style-type: none"> • Include water quality monitoring and subsurface litter audits. • Reference foundational studies (Clean Bay Blueprint, Plastic Free Bay). • Expand transparency and rigour around the plans timelines, actions and data sources. 	<p>3</p>	<p>8%</p>
<p>Community engagement and shared responsibility</p>	<ul style="list-style-type: none"> • Reduce reliance on volunteers for clean-up efforts. • Engage individual, businesses and organisations to manage litter in carparks and facilities. • Promote consultation, community reporting and accountability. 	<p>3</p>	<p>8%</p>

Illustrative quotes

Council to more aggressively promote Water Sensitive Urban Design WSUD on private property, and on public lands, rain gardens, permeable paving, swales, and plantings in litter hot spots to trap litter before entering our drains and is washed down into our Port Phillip Bay... **(Woman, 65+, Caulfield North)**

It's not just litter, but also pollution from run-off and spills... I think there should be monitoring for this and where&when it happens, immediate investigation of the causes. **(Man, 55-64, Elwood)**

Return Elster Creek to its natural original environmental state for natural filtration, prevention of flooding and litter control. Eg Merri Creek is an excellent example. **(Woman, 55-64, Elsternwick)**

..The definition of Litter immediately needs to be expanded to clearly include solids and soluble, material and liquids... **(Man, 65+, Bentleigh)**

More litter traps especially in hot spots **(Woman, 65+, Highett)**

Educating school children. Environmental habits start young. **(Woman, prefer not to say, Murrumbeena)**

Litter from construction sites is huge and missing from the plan - a program like NSW former 'Keep the Soil on the Site' and enforcement could work?... **(Woman, 55-64, Glen Huntly)**

The funding is minimal. The timelines for action and consultation to see the actions are carried through are unclear or left out. **(Prefer not to say, Glen Huntly)**

We should be looking at pollution in general not just litter. Much of the problem comes from industry and retail areas. Is that sufficiently targeted? Do we need more consideration of microplastics? **(Prefer not to say, 65+ Elwood)**

...Include more comprehensive litter sampling methods and not only surface-level visual counts, but also subsurface and stormwater-trap sampling to reveal hidden accumulation... **(Woman 25-34, Elwood)**

Key themes of actions missing from the draft Plan – Port Phillip

Theme	Description	Mentions	Percentage
Construction industry and business accountability	<ul style="list-style-type: none"> Stronger focus on businesses, especially construction sites, which contribute significant litter and pollution. Calls for enforcement and accountability measures for industry practices. 	3	33%
Pollution beyond litter (industrial and toxic waste)	<ul style="list-style-type: none"> Need to address industrial and toxic waste entering stormwater drains, not just visible litter. Broader definition of pollution with stronger mitigation strategies needed. 	3	33%
Offender tracking and monitoring	<ul style="list-style-type: none"> Install sensitive pollution monitors in waterways and stormwater drains. Use data, CCTV, and mobile tracking to identify illegal dumping. Advocate for legislation with severe penalties for offenders. 	3	33%
Urgency and timelines	<ul style="list-style-type: none"> Current plan's 5-year timeline is too long; suggest to halve it due to imminent flood risks. Faster implementation of actions needed. 	2	22%
Policy and regulatory action	<ul style="list-style-type: none"> Push for bans on plastic packaging and takeaway containers. Stronger advocacy and budgets for systemic change through EPA and Melbourne Water. 	2	22%
Maintenance and clean-up	<ul style="list-style-type: none"> Annual clean-up of Elster Creek and not relying on local residents. More frequent emptying of community bins and effective litter traps. 	2	22%

Illustrative quotes:

Not enough focus on businesses especially the construction industry which causes a lot of litter into the Elster Creek/Elwood Canal. Timeline of 5 years is too long. Halve it as the next big flood is very overdue. Last were 2011, 2016. **(Woman, 60-69, Elwood)**

How to stop effluent getting into stormwater drains, not just litter. **(Woman, 60-69, Elwood)**

Emptying community bins more regularly. Effective litter traps and not relying on local residents to clean it up (Woman, 60-69, Elwood)

Annual Clean up of Elster Creek (Woman, 60-69, St Kilda)

Question seven: What signs or changes would show that we're making progress in reducing litter?

Optional question

This question was answered by 84 per cent (42 respondents) from Glen Eira and 100 per cent (9 respondents) from Port Phillip. Respondents were asked to share what changes would show if we were making positive progress towards changes on litter reduction.

Glen Eira respondents identified that they would see cleaner waterways, better waste management, strong monitoring, and visible community action.

Port Phillip respondents identified they would see visible environmental improvements, transparent data reporting, and better waste management and compliance, supported by community involvement.

Both Council respondents were aligned with their feedback with the majority seeing change through cleaner waterways, less visible litter, and clear evidence through monitoring and reporting. They would also see better infrastructure, community involvement, and strong enforcement for lasting change.

Key themes – Glen Eira

Theme	Description	Mentions	Percentage
Cleaner waterways and beaches	<ul style="list-style-type: none"> No rubbish in the creek or canal. Clean water flowing into the bay and at Elwood beach, even after rain. No bad smells from waterways. Better quality water. More rain gardens and bush gardens wetlands and wildlife along the creek. 	16	38%
Data monitoring, collection and reporting	<ul style="list-style-type: none"> Regular reports showing less litter and cleaner water. Public dashboards or simple signs showing progress. Use technology like CCTV and AI to track rubbish flow. 	12	29%

Visible reduction in litter and pollution	<ul style="list-style-type: none"> • Cleaner streets, public spaces and neighbourhoods. • Less hard rubbish dumped. • Less creation, consumption and sale of disposable plastic products and takeaway waste. • No need for volunteers to collect litter or less litter collected by volunteers. 	<p>12</p>	<p>29%</p>
Better waste management and infrastructure	<ul style="list-style-type: none"> • More frequent bin emptying, street sweeping and litter trap maintenance. • Installation of filters and finer grates to stop rubbish entering waterways. • Upgraded sewage pipes to prevent leaks. • Proactive approach and response to residents reporting concerns. 	<p>9</p>	<p>21%</p>
Community engagement and education	<ul style="list-style-type: none"> • Green signs along the creek explaining council actions. • More public awareness and shared responsibility for litter prevention. 	<p>4</p>	<p>10%</p>
Stronger enforcement and policy change	<ul style="list-style-type: none"> • Prosecutions and fines for polluters. • Improved compliance of building waste/pollution through prosecution. • Allocation of appropriate funding. 	<p>3</p>	<p>7%</p>

Illustrative quotes:

Elwood swimming beach with clean water all summer even after rain - imagine no need for EPA poor beach condition reports. Rain gardens and bush gardens in new sections of linear park along the creek regularly cleaned. Prosecutions of builders who pollute Glen Eira and the Elster Creek leading to less building site pollution. (Woman, 55-64, Glen Huntly)

Data showing less problems related to litter (Woman, 65+, Caulfield)

Seeing less litter in the creek and seeing healthier environment for wildlife life. (Woman, 55-64, Elwood)

..Huge fines for anyone caught dumping, CCTV in vulnerable points to monitor and catch. (Woman, 45-54, Elwood)

Key themes – Port Phillip

Theme	Description	Mentions	Percentage
Visible reduction in litter and pollution	<ul style="list-style-type: none"> • Seeing less litter in waterways, wetlands, and the Bay. • Walking by the canal without seeing floating rubbish. • No more toxic water in the creek. 	4	%
Improved waste management and infrastructure	<ul style="list-style-type: none"> • No overflowing public bins and timely bin collection. • Better litter traps and reduced contamination in bins. • Installation of disposable poo bag posts along the creek. 	3	33%
Data transparency and evidence-based reporting	<ul style="list-style-type: none"> • Regular publication of litter data, trap reports, and plastics research. • Clear, evidence-based progress indicators (e.g., Love our Street data reports). • Public dashboards or simple visual tools showing progress towards zero litter. 	3	33%
Community engagement and behaviour change	<ul style="list-style-type: none"> • Positive community involvement and shared responsibility leading to reduced consumption and waste overall. • Visible reduction in packaging and cleaner building sites. 	2	22%

Illustrative quotes:

Evidence of much reduced litter in the catchment waterways. No more overflowing bins or delayed collection of public bins. (Woman, 60-69, Elwood)

Evidence based records of data on litter, los data reports, litter trap reports and bay plastics research (Woman, 70-84, Elwood)

Positive community engagement recognising it's all our problem, evidenced through reduced packaging, reduced consumption, cleaner building sites. (Woman, 50-59, Elwood)

If I could walk by the canal and see nothing floating in it. (Woman, 60-69, Elwood)

Question eight: Are you interested in joining our community panel?

Optional question

All respondents answered this question: 50 from Glen Eira and nine from Port Phillip.

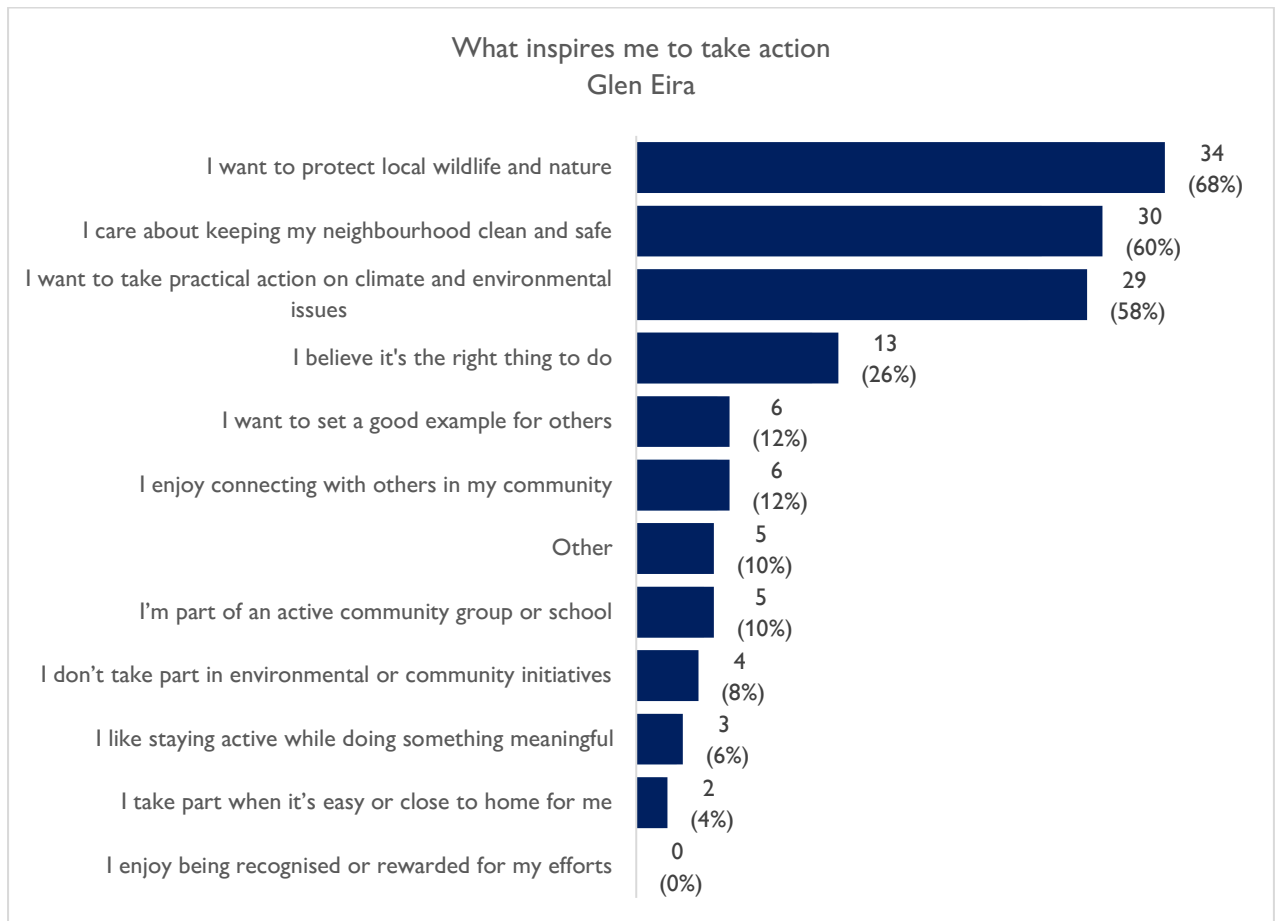
12 respondents from Glen Eira and **six respondents** from Port Phillip expressed interest in joining a community panel and provided their contact details.

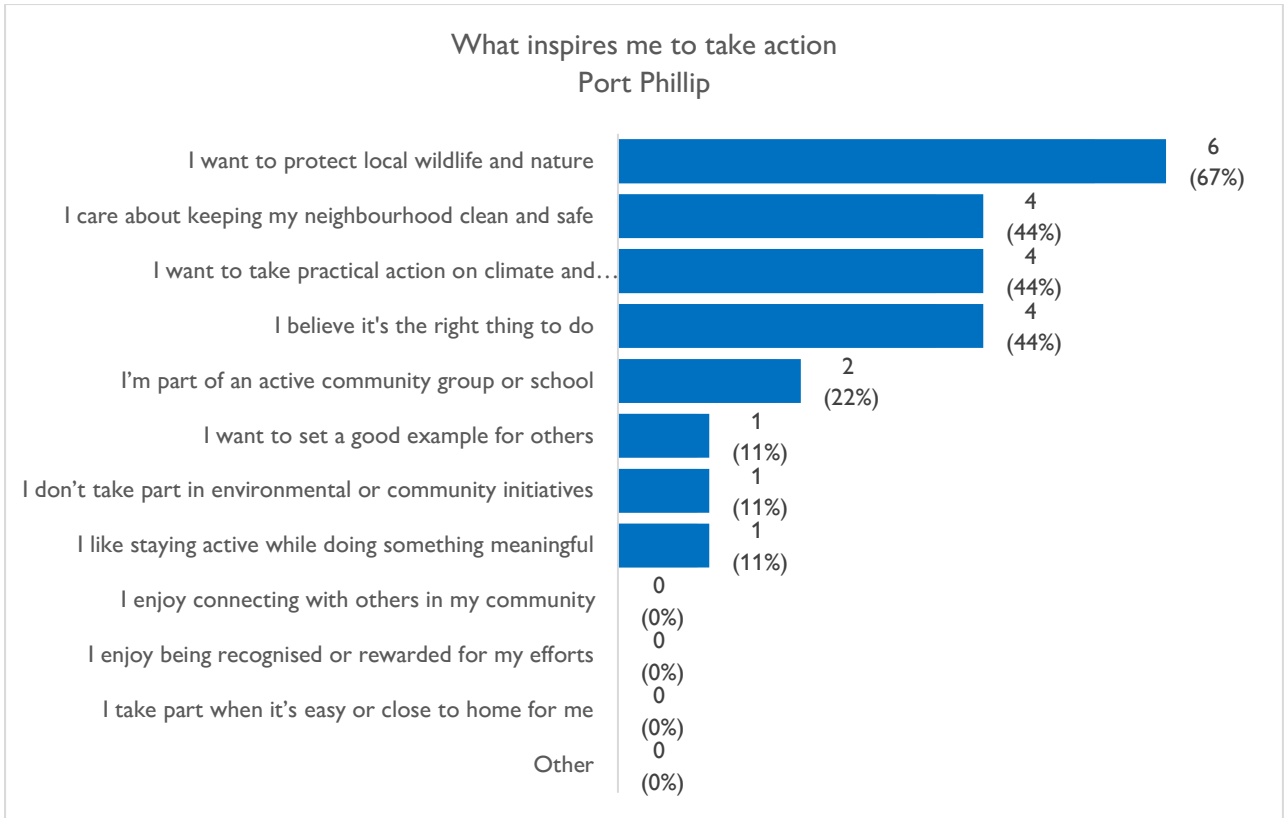
Question nine: What inspires you to take part in environmental or community initiatives?

Required question

All respondents answered this question: 50 from Glen Eira and nine from Port Phillip. Respondents were asked to select their top three reasons for taking part in environmental or community initiatives from a list of 12 options.

The **top three reasons** given by both Glen Eira and Port Phillip respondents were the same: **protecting wildlife and nature, keeping their neighbourhood clean and safe, and taking practical action on climate and environmental issues.**

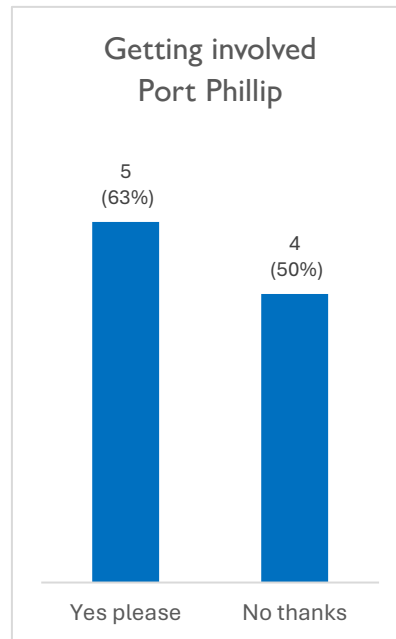
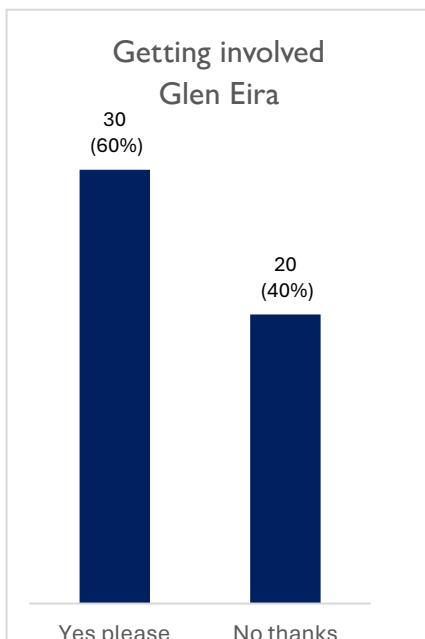




Question ten: Do you want to get involved in reducing litter in your neighbourhood?

Required question

All respondents answered this question: 50 from Glen Eira and nine from Port Phillip. The majority of respondents wanted to get involved in reducing litter in their neighbourhood. **60 per cent (30 people)** from Glen Eira and **63 per cent (5 people)** from Port Phillip.

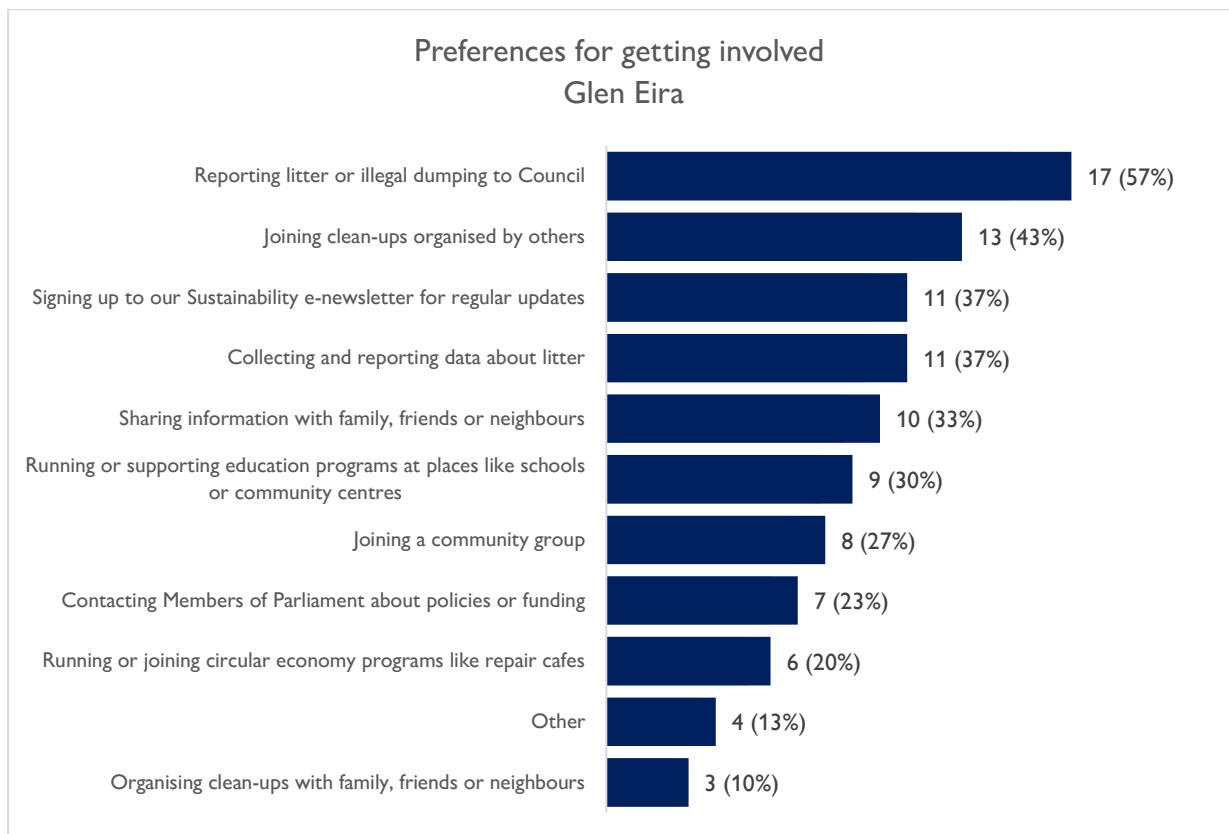


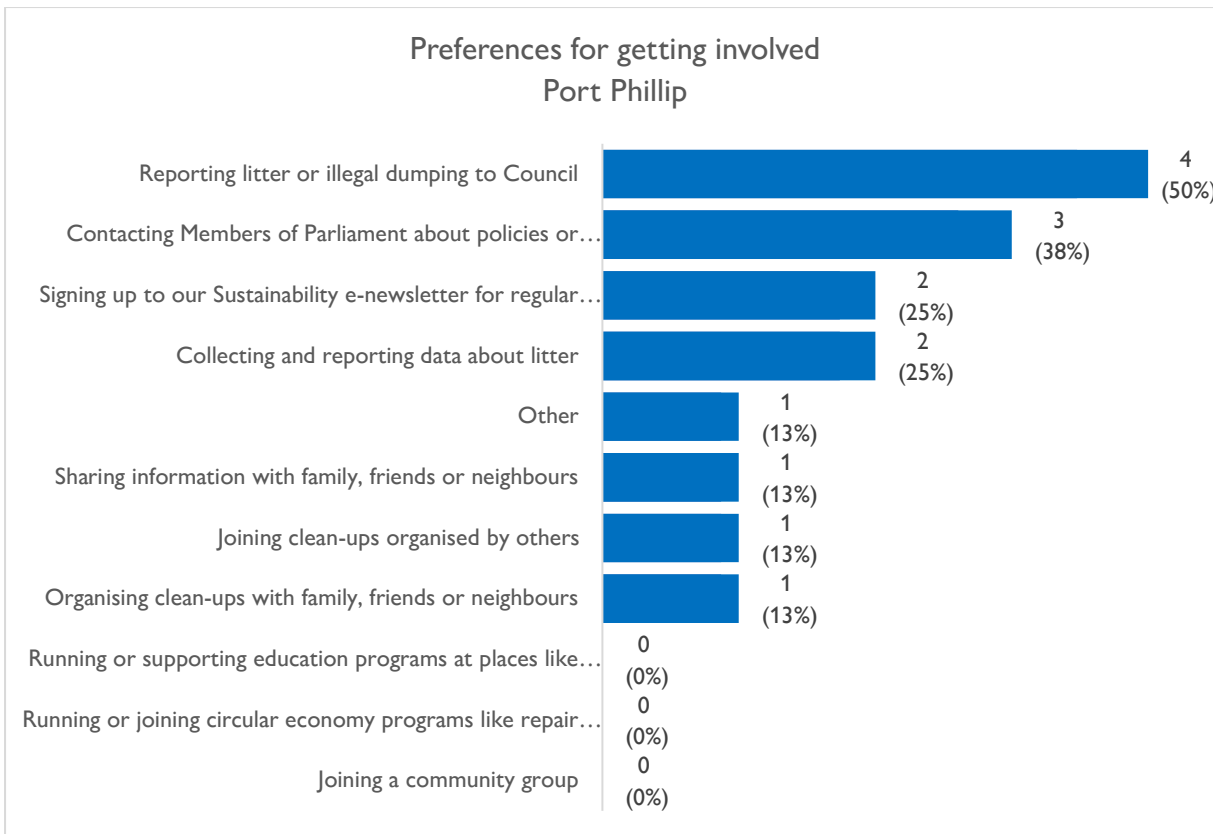
Question eleven: How would you like to get involved in reducing litter in your neighbourhood?

Optional question

This question was answered by 60 per cent respondents (30 people) from Glen Eira and 89 per cent (8 people) from Port Phillip. Respondents were asked to indicate their preferred ways of getting involved in reducing litter in their neighbourhood, choosing from a list of ten options.

Across both council areas, **the most popular action was reporting litter and illegal dumping to Council. Signing up to the Sustainability newsletter** for updates was the third most common choice for both Council areas. For Glen Eira respondents, joining clean-ups organised by others was a particularly important way to contribute to litter reduction. In contrast, Port Phillip respondents placed greater emphasis on advocating for policy change through their local MPs. The importance of collecting and reporting data about litter was reflected equally in responses from both areas.

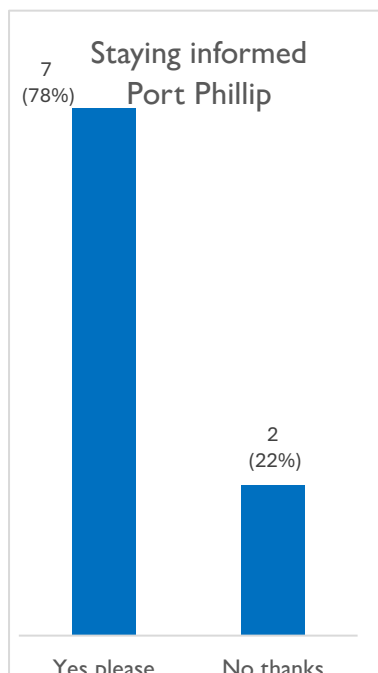
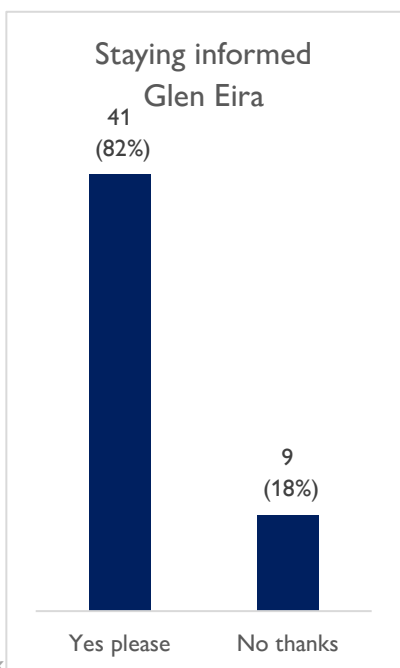




Question twelve: Do you want to stay informed about litter and environmental initiatives near you?

Required question

All survey respondents answered this question: 50 from Glen Eira and nine from Port Phillip. The **majority of respondents wanted to receive updates about litter and environmental initiatives: 82% (41 people) from Glen Eira and 78% (7 people) from Port Phillip.**



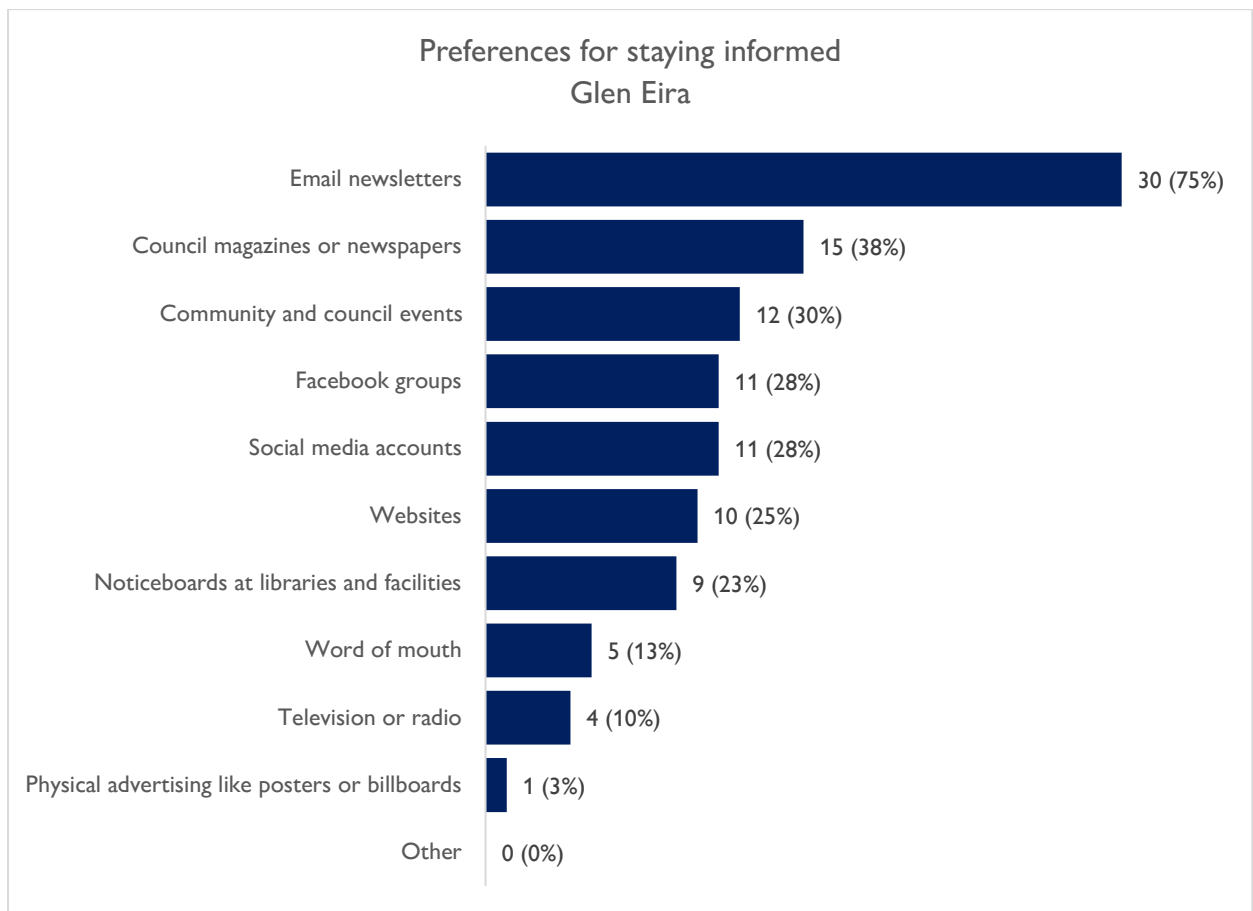
Question thirteen: How would you like to stay informed about litter and environmental initiatives near you?

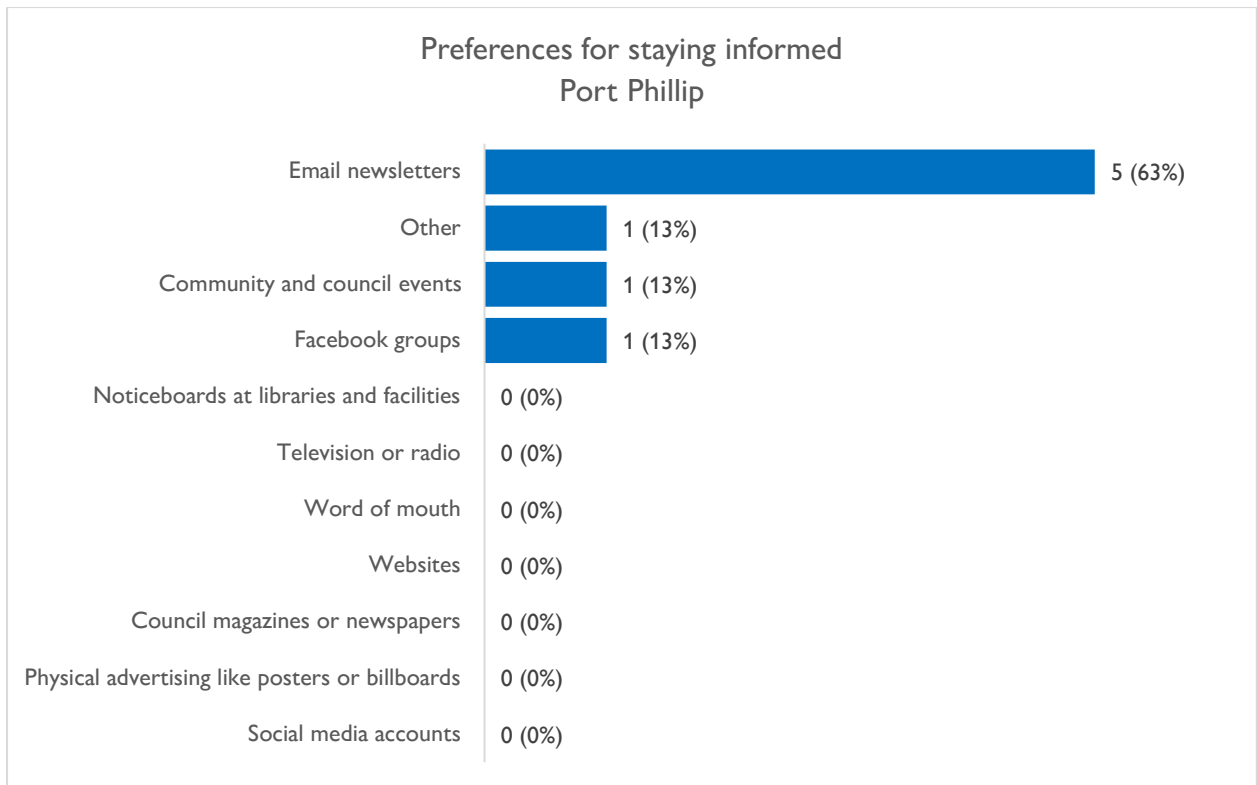
Optional question

This question was answered by 80 per cent (40 people) from Glen Eira and 89 per cent (eight people) from Port Phillip. Respondents were asked to choose all the ways they would like to be kept informed about litter and environmental initiatives from a list of ten options.

Email newsletters are the most popular way people prefer to stay informed in both Glen Eira and Port Phillip.

The higher response rate in Glen Eira identified respondents using a wider range of channels, including council publications, events, and social media.





Question fourteen:

How can we get more people involved in reducing litter?

Optional question

This question was answered by 72 per cent (36 people) from Glen Eira and 89 per cent (eight people) from Port Phillip. Respondents were asked to share their ideas on how we can get more people involved in reducing litter.

The responses highlighted several key themes for increasing community participation in litter reduction. These themes reflect a mix of expectations for council action, community engagement, education, enforcement, and improved infrastructure as strategies to boost participation in litter reduction efforts.

Key themes – Glen Eira

Theme	Description	Mentions	Percentage
Education and awareness	<ul style="list-style-type: none"> • Calls for more education in schools, community settings, and public campaigns. • Suggestions for better signage, advertising, and sharing information about the impact of litter on the environment and wildlife. 	12	33%

	<ul style="list-style-type: none"> Focus on teaching the next generation and involving children. 		
Council leadership, regulation, and enforcement	<ul style="list-style-type: none"> Requests for Council to take responsibility and lead by example. Suggestions for more regulation, systemic change, and holding businesses accountable for litter. Apply stronger enforcement, fines and penalties. Apply grants and funding to purchase land for linear park 	8	67%
Community involvement and support for local groups	<ul style="list-style-type: none"> Promote local groups (e.g. Love Our Streets, GECAN, PECAN), community working bees, and neighbourhood clean-up events. Support and recognise the work of local initiatives and volunteers. 	8	67%
Reduce plastic waste	<ul style="list-style-type: none"> Suggestions to reduce unnecessary plastic packaging, ban single-use plastics, and encourage environmentally friendly alternatives. 	4	11%
Data, reporting, and recognition	<ul style="list-style-type: none"> Share data on litter pollution, report water quality, and recognise individuals or groups making a positive impact. 	4	11%
Systemic and industry change	<ul style="list-style-type: none"> Calls for supermarkets, cafes, and corporations to offer sustainable options and take responsibility for their waste. 	3	8%
Personal responsibility and behaviour change	<ul style="list-style-type: none"> Encourage individuals to pick up litter, dispose of waste thoughtfully, and adopt positive behaviour on waste and litter. 	3	8%

Illustrative quotes

Share publicly how Glen Eira litter pollutes Elwood Beach, report in summer editions of Glen Eira News how many days each year Elwood has poor water quality. Show kids sand castle decorated with cigarette butts coming from shopping centre car-parks. Community indigenous plantings, use of developer contributions and government grants for/on new land acquired for the Elster Creek Linear Park. .
(Woman, 55-64, Glen Huntly)

By reducing unnecessary plastic packaging **(Man, 25-34, Elwood)**

Promoting activities that can result in real, tangible, data-driven outcomes **(Man, 35-44, St Kilda)**

Inform individuals, local businesses and industry about the effect of pollution and waste has on our environment. **(Woman, 55-64, Elwood)**

While it's nice to get volunteers, I really think this is a serious issue and a team of people dedicated to monitoring, emptying and maintaining litter traps and water filtration units should be funded. **(Woman, 55-64, Elwood)**

Better signage of risks to waterways, more promotion of clean ups and citizen science, stories in council news and social media about people and Council taking action to clean up 'hot spots'. More regulation /enforcement especially in the hot spots, development sites. Identifying the costs of litter traps and maintenance. More demonstration sites of swales, wetlands and WSUD features with public education attached to the sites. **(Woman, 65+, Highett)**

make it easy, ban single use plastics of all sorts in the council area. large fines for littering and have people able to report it and have fines issued. consider fining shops like McDonalds for rubbish from them that ends up in waterways to fund the removal. it came from them so they should be responsible. **(Man, 25-34, no fixed address)**

Key themes – Port Phillip

Theme	Description	Mentions	Percentage
Council responsibility, leadership, regulation and enforcement	<ul style="list-style-type: none"> Emphasise Council's legal duty under the EPA Act. Use planning/approvals to set higher standards. Lead by example in environmental stewardship. Increase cleaning of litter traps and maintenance of the canal, working with South East Water, to stop litter from reaching the bay. Apply stronger enforcement and fines to deter littering and bin contamination. 	5	63%
Focus on facilitating behaviour change	<ul style="list-style-type: none"> Apply social pressure or "shame" as a deterrent, to discourage behaviours like leaving dog waste. Highlight careless contamination of community glass and FOGO bins to urge behaviour change. 	2	25%
Mobilising local groups and events	<ul style="list-style-type: none"> Promote the work of local groups (e.g. Love our Streets, GECAN, PECAN). 	1	13%

	<ul style="list-style-type: none"> Organise more neighbourhood clean-up events, involving schools and community organisations. 		
Education and role-modeling across community settings	<ul style="list-style-type: none"> Provide education in schools, sports clubs, faith settings, workplaces and encourage visible role models to shift norms. 	1	13%

Illustrative quotes:

Educate at schools, educate on the sports ovals, educate at the synagogues, churches, mosques and offices, and so on. Educate role models across community that allow more people to see others cleaning up and not littering in action more of the time. (Woman, 60-69, Elwood)

Shame them. People leaving dog poo are the worst. (Woman, 60-69, Elwood)

Unfortunately, enforcement. Nobody will tell you they think there should be litter in the environment but most quietly think it's someone else's responsibility to stop it. For example, I despair at the careless contamination of the very thoughtfully provided community glass and FOGO bins. (Man, 60-69, Elwood)

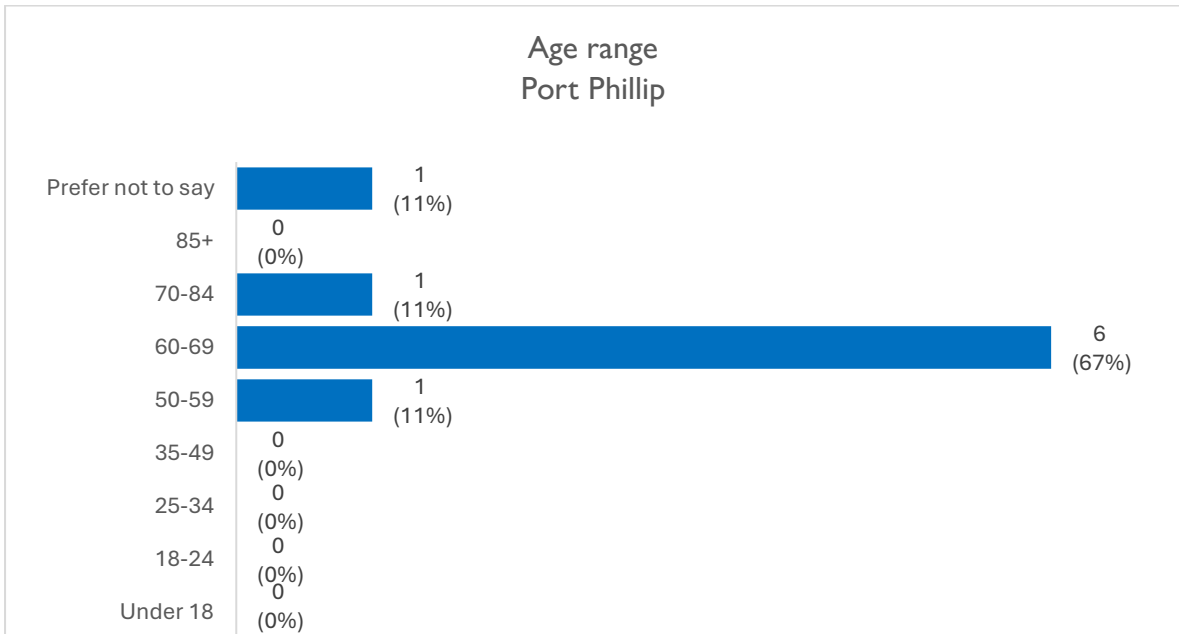
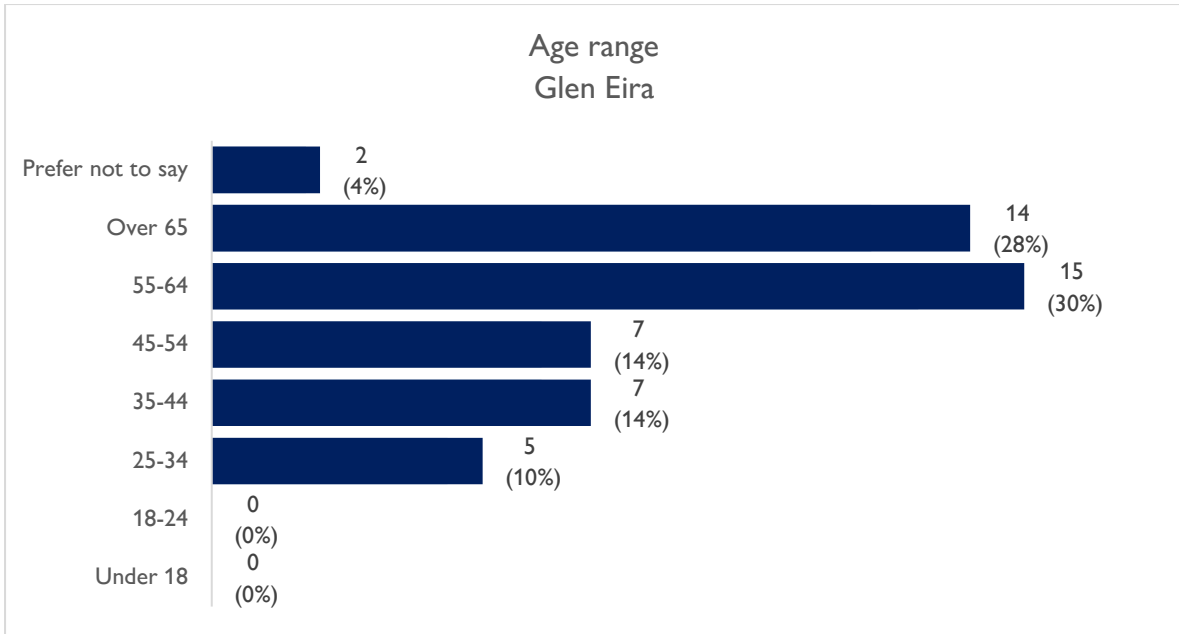
Question fifteen: What is your age group?

Required question.

All respondents answered this question: 50 from Glen Eira and nine from Port Phillip. Respondents were asked to select their age from a list of age ranges.

The majority of Glen Eira respondents, **60 per cent, (31 people) were aged 55 years and above**, while the remaining **38 per cent (19 people) were between 25 and 54 years old**. There were no respondents under the age of 25.

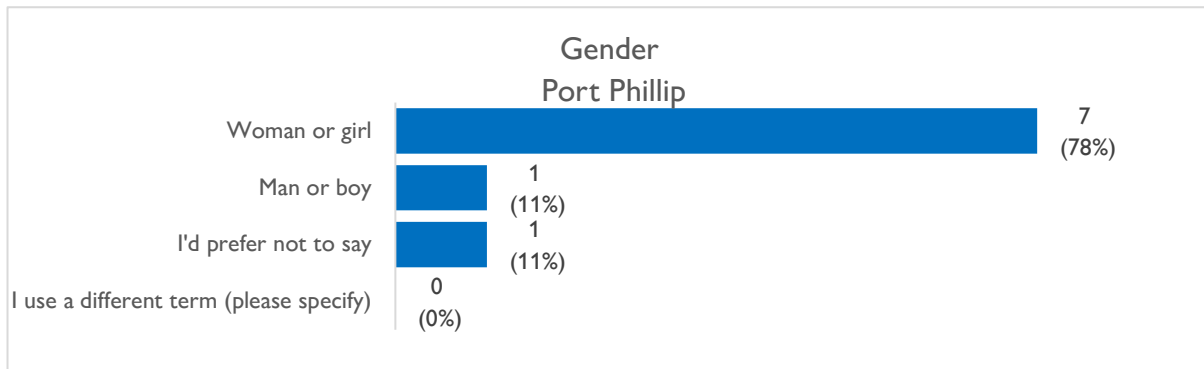
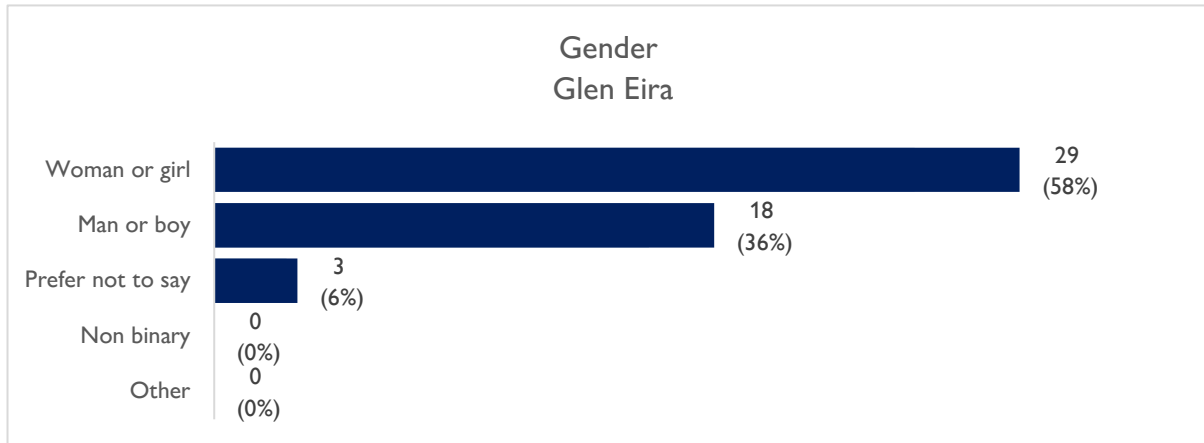
In Port Phillip, **almost all respondents, 89 per cent (8 people) were in the older age ranges of 60 years and above**. There were no respondents under the age of 49.



Question sixteen: What is your gender?

Required question

All respondents answered this question: 50 from Glen Eira and nine from Port Phillip. Respondents were asked to identify their gender from a brief list of options. Most Glen Eira respondents identified as **women or girls (58 per cent or 29 people), followed by men or boys –36 per cent (18 people)**. In Port Phillip, an even higher proportion identified as **women or girls – 78 per cent (seven people)**.



Social map results

The social map activity received a total of 16 contributions across the Have Your Say platforms: 11 from Glen Eira and five from Port Phillip. Comments highlighted a wide range of litter issues, including cigarette butts, dumped rubbish (often near apartment buildings), building waste, artificial turf runoff, waste in car parks, train stations, and general escaped litter.

In Glen Eira, the main areas of concern were Carnegie, the Caulfield suburbs, and Glen Huntly. In Port Phillip, the key problem areas identified were Elwood, Brighton, and St Kilda.

Glen Eira responses	
Address / location	Comment
Carnegie forecourt and Koornang Road Carnegie	Rubbish behind the shops and in the garden beds around the library all the time
Caulfield Hospital, Kooyong Road Caulfield	Front of Hospital is a Cigarette Butt hotspot
Jersey Parade, Carnegie	'Sushi fish' soy sauce litter hotspot
Station St Caulfield East	Litter from Racecourse, Building Site, Car park and Railway Station
Poplar St, Caulfield	Dumped Rubbish Hot Spot
Olive St and Hawthorn Road Caulfield	Building Site, near cnr Olive St & Hawthorn Rd
Glenhuntly Rd, Glen Huntly	Cigarette Butts
Manchester Grv Glen Huntly	there's always rubbish in the woolworths carpark
James St, Glen Huntly	there's a nigh on permanent hard rubbish dump on the east side james st south of the shops.
Curraweena Rd Caulfield South	In heavy rain kilograms of rubber beads run off Caulfield South Primary's astroturf playing field into a stormwater drain that leads to the bay.
Normanby Rd, Caulfield	There is ALWAYS a lot of rubbish around Caulfield train station...Normanby road to station street
Port Phillip responses	
Address / location	Comment
New St Brighton	Litter accumulates-in yalukit willam reserve
Smith St St Kilda	Lots of waste that seems to have escaped during garbage collection.
Goldsmith St Elwood	-high litter area
Poplar St Caulfield South	Regular dumped rubbish site
Glenhuntly and Broadway St Elwood	Glenhuntly and Broadway with the bins from those apartments

Next Steps

The insights gathered through this engagement process will guide refinement of the final *Plan* which will be presented to Council for adoption during February 2026.

The adopted Elster Creek Litter Action Plan will help partners work alongside community to deliver targeted, effective and community informed measures to reduce litter, protect waterways, and build long-term resilience across the Elster Creek catchment.